

THE MOST TRUSTED NAME IN RACING

FREE

DAILY RACING FORM'S
EXPERT STAFF SHOWS YOU
HOW TO MAKE YOUR
DAY AT THE RACES
MORE ENJOYABLE
AND MORE PROFITABLE!



VOL. CIX NO. XXX (NY)

WWW.DRF.COM

SPRING, 2004

**DRF
EXCLUSIVE
FEATURES**

★★★★

TRAINER FORMS

PAGE 3

**BEYER SPEED
FIGURES**

PAGES 4-5

**TOMLINSON
RATINGS**

PAGES 6-7

**TAKE A
CLOSER LOOK**

★★★★

10 SIMPLE ANGLES

PAGE 8


**BETTING EXOTICS
ON A LIMITED
BUDGET**

PAGE 10

**DRF PAST
PERFORMANCES
EXPLAINED**


PAGE 12

WINNING TECHNIQUES



TAKE YOUR HANDICAPPING TO THE NEXT LEVEL

Be prepared...Read The FORM



Steven Crist
Chairman & Publisher
Daily Racing Form

A race is an engaging spectacle and horses are magnificent creatures, but without past performances Thoroughbred racing would be a 4-H attraction at the county fair. It is the wealth of statistical information about horses and their handlers that allows everyone in the business – be they bettors, breeders, owners or jockeys – to make the decisions and investments that make this the greatest game ever invented.

For over a century, that information has been assembled by *Daily Racing Form*, an independent newspaper beholden to no one but its readers. Its sole mission is to present the most comprehensive and accurate news and statistics.

In keeping with the information explosion of the last decade, the Form has more than dou-

bled the amount of data it presents on each horse and vastly expanded its news coverage and commentary. In 1999, *The New Yorker* magazine called the Form “the best newspaper in America.” Today, that same newspaper is now available online at www.drf.com.

Learning to analyze the past performances in the Form is a very individual process. There are no inherently “correct” ways to handicap, and lifelong devotees say they learn something new every day. This booklet’s aim is not to pick winning horses but to explain the fundamentals so that you can start picking your own winners and feeling rightfully proud when you do. It’s fun to win by accident, picking a lucky name or color, but far more gratifying to win by design.

“It’s fun to win by accident, picking a lucky name or color, but far more gratifying to win by design.”



Steven Crist is chairman and publisher of *Daily Racing Form*, which was purchased in 1998 by an investment group headed by Alpine Capital of New York. As he did with *The Racing Times* during its one-year existence in 1991-1992, Crist has since busied himself in assembling, organizing and directing a staff of editors, handicappers and writers that have supplied racing’s customers with reportage, opinion, analysis and past-performance enhancements.

Crist is formerly the turf writer for *The New York Times*, editor-in-chief of *The Racing Times*, and a NYRA executive, roles that have combined to afford him an aura of authority and credibility throughout the industry.

The new business venture has taken Crist away from the playing field, where his reputation as a pick-six specialist had grown to enviable proportions. His columns in *Daily Racing Form* not only reflect the interests of handicappers and bettors absolutely, but also contain the analytical thinking that has inevitably characterized Crist’s writing.

A graduate of Harvard, where he was a member of the The Harvard Lampoon, Crist is the author of *Betting on Myself*, *Offtrack*, *The Horse Traders*, and co-author of *Champions* and *Bet With The Best*. Crist lives in Hempstead, N.Y.

★ DRF EXCLUSIVE ★

TRAINER FORM

By Dean Keppler

It's always easy to Monday morning quarterback when evaluating the result of a race a few minutes after it's been declared official or the day after when you're trying to latch onto a legitimate excuse as to why your selection ran up the track. While all handicapping factors have their own degree of importance (with some obviously more important than others), there can never be enough written about the significance of trainer angles and the "human element." Trainers are human beings and all humans are creatures of habit. Having said that there are specific patterns and categories that identify the strengths and weaknesses of all trainers. As a handicapper, your job is to identify these positive and negative angles, effectively apply them to your handicapping regimen, and adjust your bets accordingly. When you take the time to break down and take a closer look at these different categories, you can find many profitable angles that trainers continue to implement meet after meet and year after year.

Before *Daily Racing Form* started incorporating trainer statistics into the past performances, it was up to the handicapper to keep his or her own trainer records. This tiresome practice involved long hours of daily record keeping, which often left the handicapper exhausted, blurry-eyed, and reaching for the nearest cocktail after mulling over racing charts for hours! Those individuals who were diligent enough to keep accurate trainer records from the specific tracks they frequented, however, not only had a tremendous advantage over their competitors, but also cashed a lot more tickets.

Today, the inclusion of trainer statistics in the daily past performances saves countless hours of record keeping and arms the handicapper with a wealth of solid information. "Trainer Form" is a must-use for any handicapper interested in gaining an advantage over the rest of the betting public who may not be aware enough to fully understand and implement this powerful information.

How Do We Apply These Angles?

For starters, take a look at the Robert Bailes-trained Roanoke River Rain running in the 5th race at Pimlico on Wednesday, May 19, as seen in the *Daily Racing Form*. The betting public is quick to dismiss the chances of this 4-year-old maiden who has been sidelined for 13 months. If you aren't implementing some of the trainer information provided from his past performances, it would be hard to argue with the public's opinion.

Roanoke River Rain's debut performance on April 16 of last year in a Maiden Special Weight event at 5 1/2 furlongs was pretty dismal. He finished 7th in a field of 8, was beaten 12 lengths by the race winner Michael's Pride, and had been ignored at the betting windows at 34-1. The fact that Roanoke River Rain was returning to the races over a year later immediately generated some concerns regarding his physical soundness. Was he injured in that initial start? Why did his trainer wait so long to get him back into action? If he had been racing over his head in his first start, why didn't his trainer drop him into a Maiden Claimer, which would have appeared to be a more suitable class level? Although it's impossible for the handicapper to confidently answer any of these questions (the best he or she could do would be to make an educated guess) observing some of the trainer angles printed in the past performances could help shed some light on the handicapping puzzle.

Despite the fact that trainer Robert Bailes was having a rough 2004 campaign (42 2 .05), and was winless at the current meet (10 0 1 0 .00), a closer look at his individual trainer categories painted an entirely different picture. In spite of Bailes's poor overall performance, the first trainer form category in Roanoke River Rain's past performance indicated that his conditioner did have a strong trainer form angle working in his favor today. Category number 4- (180 Days Since Last Race) clearly indicated Bailes was a master with horses returning

Finding horses that have strong TRAINER FORM categories and are being sent off at long odds is the key to capitalizing fully on the angle.

from long layoffs. The trainer line (+180 Days (7 .29 \$11.60) proved that he won nearly 30 percent of his races with horses returning from a long rest, and had produced an \$11.60 return on a \$2 bet for all his loyal backers.

If there was any time Bailes runners were live and "ready," it was after an extended rest. If that wasn't enough to have you throw a few bucks his way, take an even closer look. If you move to the far right and look at the last trainer form category printed on the page (number 25-Maiden Special Weight), you can see that Bailes also excels in the type of race he was entered in today. MdnSpWt (21 .24 \$1.71) indicates that Bailes also performs fairly well in Maiden Special Weight events. Like his long layoff percentage, his 24 percent win record in Maiden Special Weight races was much better than his overall win percentage of 5 percent for the year.

Value Counts

Finding horses that have strong trainer form categories and are being sent off at long odds is the key to capitalizing fully on the angle. At odds of 74-1, Roanoke River Rain was a great bet. Valuable trainer form opportunities like this one exist every day. Remember: just because a trainer's overall win percentage is not attractive, doesn't mean that one of his more profitable angles isn't working in his favor today. Furthermore, an even stronger case could be made regarding Roanoke River Rain's chances if you were to look at his strong workouts at Bowie leading up to the race — but that's another section!

CATEGORY

- 1st North American start
- 1st race after claim
- 1st race with trainer
- +180 days since last race
- 60-180 days since last race
- Second off layoff 45-180 days
- Second off layoff +180 days
- 1-7 days since last race
- 1st time starter
- 2nd start as maiden
- Maiden special to maiden claimer
- 1st time turf
- 1st time blinkers
- 1st time Lasix
- 2-year-olds
- Dirt to turf
- Turf to dirt
- Blinkers on
- Blinkers off
- Sprint to route
- Route to sprint
- 31-60 days since last race
- Won last start
- Wet tracks
- Dirt
- Turf
- Sprints
- Routes
- Maiden claiming
- Maiden special weight
- Claiming
- Allowance
- Stakes
- Graded stakes

DAILY RACING FORM Wednesday, May 19, 2004

1 Roanoke River Rain

Ow: Def Sesto Robert
White, Navy Blue Collar, Epaulets
CHAVEZ CR (39 3 0 4 .08) 2004: (130 11 .08)

Dk. b or br c. 4 KEESEP01 \$10,000
Sire: Roanoke (Pleasant Colony) \$2,500
Dam: Mambo Dove (Mambo)
Br: James P Gallagher & Bill Anderson (Ky)
Tr: Bailes W Robert (10 0 1 0 .00) 2004: (42 2 .05)

Life	1	M	0	0	\$0	42	D.Fst	1	0	0	0	\$0	42
2004	0	M	0	0	\$0	42	Wet(260)	0	0	0	0	\$0	-
2003	1	M	0	0	\$0	-	Turf(275)	0	0	0	0	\$0	-
Pim	1	0	0	0	\$0	42	Dist	0	0	0	0	\$0	-

16Apr03-3Pim fct 5½f :224 :463 :59 1:052 Md Sp Wt 26k 42 2 8 78 67 68½ 712 Hutton G Wt 120 bn 34.50 77-10 Michael's Pride120P Punchinella120P What You Say120P Wide, no factor 8
WOPKS: May 12 Row off fct -51 Bgo1/2 May Row 5f fct 1:042 B 5/11 Apr 30 Row 5f fct 1:041 B 3/5 Apr 24 Row 5f fct 1:03 B 3/4 Apr 16 Row 4f fct 1:01 B 1/4 Apr 3 Bow 3f fct :363 H 1/7

TRAINER: +180Days(7 .29 \$11.60) 2ndStart(20 .10 \$0.75) 1stLasix(18.00 \$0.00) Dirt(183 .10 \$1.60) Sprint(146 .13 \$2.69) MdnSpWt(21 .24 \$1.71)

Trainer Form, below past performances

+ 180 Days (7 .29 \$11.60)

Total Number of Starts Winning percentage Return on a \$2 bet

OFF AT 2:56 Start Good. Won driving. Track fast.
TIME :232, :463, :592, 1:123 (:23.41, :46.61, :59.43, 1:12.76)

\$2 Mutuel Prices:

1-ROANOK RIVER RAIN	150.40	45.20	11.40
7-KING RICHARD		5.20	3.20
3-STORMIN' LAD			3.00
\$2 EXACTA 1-7 PAID \$718.60 \$2 TRIFECTA 1-7-3 PAID \$2,995.00 \$1 SUPERFECTA 1-7-3-2 PAID \$2,929.50			

Past Performance and chart for display purpose only.

★ DRF EXCLUSIVE ★

BEYER SPEED FIGURES

By Dean Keppler

The Beyer Speed Figures are a numerical representation of a horse's performance, based on the final time and the inherent speed over the track on which the race was run. The higher the Beyer Speed Figure, the better the performance. Beyer Speed Figures are interchangeable from track to track and from distance to distance. So, a horse who is stepping up in class but has been posting recent Beyer Speed Figures in the 90's may in reality be simply faster than a horse dropping out of seemingly better races, but who has been posting Beyer Speed Figures in the 80's.

Since the inclusion of the Beyer Speed Figures into the *Daily Racing Form* in 1992, the betting public has gained easier access to these irreplaceable ratings. Therefore, from a parimutuel standpoint, it can be reasonably assumed that these figures have slowly decreased in their effectiveness and value over the past 12 years. The truth, however, is just the contrary. Beyer Speed Figures are still one of the most powerful handicapping instruments available and still offer betting value when applied appropriately. Modern speed handicappers who have managed to incorporate other important handicapping variables into their handicapping routine, and have learned how to effectively interpret Beyer Speed Figures, still hold a comfortable edge over their rival bettors who are not as well versed.

Beyer Speed Figures are one of the most practical starting points for any bettor's handicapping regimen. They are the logical stepping stone before applying other handicapping concepts. A horse's most recent and next to most recent Beyer Speed Figure is a strong indication of his raw speed, and therefore the ultimate determining factor as to whether

the horse is fast enough to compete with the other entrants he faces today. In most races, where horses have already had 5 or 6 races under their belt and are unlikely to undergo any further dramatic improvement, 20 to 25 percent of the field can be eliminated on Beyer Speed Figures alone. If a horse regularly earns figures in the 50's, and is meeting a handful of runners who always run in the 70s, it's safe to say he has

Beyer Speed Figures are one of the most practical starting points for any bettor's handicapping regimen.

little chance. Under most circumstances, these types of horses become automatic throw outs. They are simply too slow to compete. On the flip side of the coin, a horse that earned a poor Beyer in its last race, but has earned competitive Beyer's in his other previous races, could of had a legitimate excuse for turning in such a poor effort.

This leads us to our next step, which is to determine how

each horse, whether it's those that have earned more competitive numbers or those that have had disappointing efforts, achieved their figures. Were these figures earned under the same distance and track surface the horse faces today? Did a muddy or sloppy surface affect a horse's last performance? Is a horse more likely to return back to its more competitive figures on a fast track? Was the pace scenario of the last race favorable or unfavorable to a horse's running style, which may have inflated or deflated his figure? Does the horse's trainer have a positive training angle working in his favor today? Or, finally, did a horse suffer a poor performance as a result of a rough trip or unfavorable track bias? Basically, it's the handicapper's goal to decipher whether there's a good reason to ignore or accept a horse's most recent Beyer figure or figures. If a legitimate excuse could be made for a recent poor figure, and that particular horse is going off at generous odds today, there may be an optimum betting opportunity available.

Beyer Speed Figures are a valuable tool for all handicappers. Unfortunately, evaluating and applying Beyer Speed Figures are not as straightforward as the mechanics used in formulating the numbers themselves. The key to utilizing them effectively is finding circumstances where they offer the most value. In most cases, it requires that you go a lot further than looking to see which horse or horses earned the highest Beyer Figure in their last race. Their real value lies in finding a horse that has had a legitimate excuse for running an inferior figure in its last or next to last recent effort. You may find that based on some of his efforts three or four races back, that this same horse can more than compete today with a return to its best Beyer Speed Figure.




Illustration for display purpose only.

Top Beyer Speed Figures

By Andrew Beyer

Since the Beyer Speed Figures were incorporated in *Daily Racing Form* past performances in 1992, horseplayers have had a new tool to use in their day-to-day handicapping. But the figures also offer a way to address questions that always spark lively debate among racing fans. Who are the best horses of a given year? Of a decade? Of all time?

In the period from 1992 to 1999, many fans using traditional handicapping measurements would choose Cigar as the outstanding horse; his 16-race winning streak was an extraordinary achievement. Others might cast their votes for Holy Bull or Skip Away. But from the standpoint of speed figures, the best horse was one who never won a championship and never got the acclaim he deserved: Formal Gold.

In 1997, he recorded Beyer Speed Figures of 126, 124 and 125 in consecutive races—three of the eight highest numbers earned during the years from 1992 to 1999. (In all three of these performances he trounced Skip Away, who ran fast enough to win many Grade 1 stakes but couldn't get close to Formal Gold.) And this remarkable streak wasn't his only distinction; Formal Gold had won his career debut with a figure of 112—the best Beyer Speed Figure ever earned by a first-time starter.

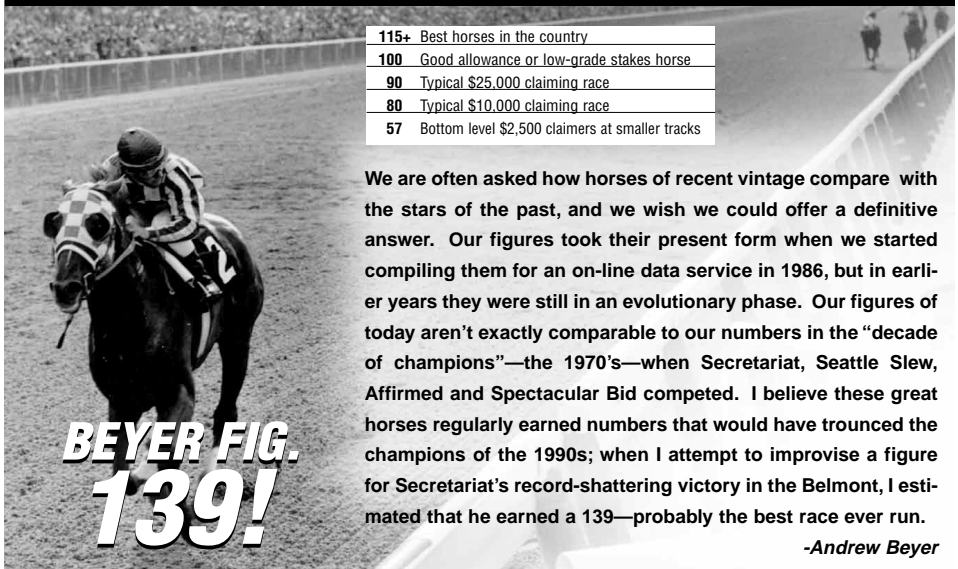
Cigar, by contrast, never recorded a figure higher than 121, and usually ran in the vicinity of 117. Although he was an exceptional competitor with many virtues, he managed to go through his record winning streak without encountering a rival who stepped up and ran a blockbuster number.

The fastest sprinter in the period 1992-1999 was Artax. Although he was an in-and-out for much of his career, he recorded figures of 124, 123 and 123 in his championship season of 1999—three of the six best sprint numbers during the eight-year span.

The most extraordinary speed-figure achievement since we started publishing our numbers in 1986 belonged to the sprinter Groovy. He started his 1987 campaign with back-to-back victories in six-furlong stakes, in which he earned figures of 133 and 132. No horse since then has broken the 130 mark.

BEYER SCALE

115+	Best horses in the country
100	Good allowance or low-grade stakes horse
90	Typical \$25,000 claiming race
80	Typical \$10,000 claiming race
57	Bottom level \$2,500 claimers at smaller tracks



We are often asked how horses of recent vintage compare with the stars of the past, and we wish we could offer a definitive answer. Our figures took their present form when we started compiling them for an on-line data service in 1986, but in earlier years they were still in an evolutionary phase. Our figures of today aren't exactly comparable to our numbers in the "decade of champions"—the 1970's—when Secretariat, Seattle Slew, Affirmed and Spectacular Bid competed. I believe these great horses regularly earned numbers that would have trounced the champions of the 1990s; when I attempt to improvise a figure for Secretariat's record-shattering victory in the Belmont, I estimated that he earned a 139—probably the best race ever run.

-Andrew Beyer

How will my horse run today?

Practical Applications of Beyer Speed Figures

By Dean Keppler

If handicapping horses using Beyer Speed Figures were a perfect science, it would be relatively simple to scan the past performances and find the fastest runners in each and every race. Picking winners and cashing tickets would be as simple as finding horses that earned superior Beyer Speed Figures in their last or next to last start, and then merely dashing to the betting windows with your latest mortgage payment to reap the rewards. In this perfect world there would be 1-10 shots in every race, and the betting public would make money faster than following Martha Stewart's insider stock tips.

Unfortunately, factors such as track bias, troubled trips, trainer conditioning, post position, medication, pace of the race, trainer intent and track condition make the routine practice of betting horses with the highest Beyer Speed Figures both a risky and expensive proposition. It's true that finding horses that have earned the best Beyers in their most recent starts are an excellent starting point in uncovering quality entrants with raw speed. However, to foolishly complete your handicapping analysis using only this one, angle would be a very costly mistake. It's amazing, however, how many novice bettors continue to fall into this common betting trap and continue to shred tickets.

Unquestionably, evaluating Beyer Speed Figures should be the utmost priority before starting your daily handicapping regimen. It's the only logical place to begin. Beyer Speed Figures are arguably the most powerful handicapping angle ever created. It's essential, however, that you ask yourself some critical questions before narrowing down and betting on only Beyer figure standouts. For example: Was an unusually high figure earned on the front-end on a speed-favoring surface? Did a horse earn a top figure in the mud or slop? Did he earn his figure because a trainer traditionally does exceptionally well with horses first-off-the-claim or some other favorable trainer-form angle? Did the horse earn its big speed figure because he got a perfect stalking trip behind two speedballs that ultimately ran each other into the ground? And, finally, was the speed figure earned on the turf or dirt and today's surface is different than that particular race? If you can find a legitimate reason to find fault with a horse's recent top Beyer figure, you have a strong case for tossing what is likely to become a false betting favorite. In doing so this will open the door to many other logical contenders, which are inclined to be ignored by the masses and thus offer good betting value.

Reverse Beyer psychology

Creating a comprehensive list of reasons as to why a

horse's last or next-to-last superior Beyer Speed Figure isn't a true indication of its actual ability is relatively simple. At the same time, however, it's much more advantageous and profitable in the long run to look for horses that earned sub-par figures but may have had a legitimate excuse for doing so. These types of runners are more likely to run better today if conditions are more favorable. The betting public will commonly overlook these types of runners, and solid value will be attainable in both the win and exotic pools. The popularity of using Beyer Speed Figures have become so widespread that horses that have earned the biggest and most recent numbers are commonly overbet.

which he earned in two starts prior on April 19 and July 14. In the next example we take a glance at Blushing Judith, who was entered in a \$8,000 claiming sprint at Delaware Park. At first glimpse, Judith's last two speed figures (61, 60), which were earned out of town at Penn National racecourse, look somewhat respectable when compared to the rest of the field. These two Beyer numbers are two of the highest figures ever earned by this 3-year-old colt in all of his 12 lifetime starts. A closer look, however, paints a much different picture about this colt's current main-track ability. These two figures were acquired on a firm turf course at 5 furlongs, and today's event is scheduled for the dirt. If you look back to this


It's essential, however, that you ask yourself some critical questions before narrowing down and betting on only Beyer figure standouts.

So, what's the handicapper to do? Simply look for horses with sub-par figures that may have had a legitimate excuse for running poorly. These types of horses are hidden in the past performances each and every day and offer the overlays you should be shopping for. A little detective work goes a long way in deciphering Beyer Speed Figures. Did the horse have an unusually wide trip which may have affected its final running time and position? Did he run on an off track and not take well to the muddy or sloppy surface? Was the horse compromised by an outside or inside post position? Does a trainer do poorly with layoff horses and perform much better when his stock has one or two races under their belt? These are the types of questions that you have to ask yourself before becoming hypnotized by that magical Beyer number.

For a better example, let's look at Distant Dibo, who ran recently in a \$20,000 claiming event at Saratoga. He earned a dismal 39 Beyer Speed Figure (the worst of his career) over the same Saratoga surface on July 24 of this same year at the same class level. Was his performance as bad as it looks? Maybe it's not. If you look closely at this 6-furlong sprint it was contested over a muddy racetrack. It's logical to presume based on Dibo's dismal 18-length defeat that he doesn't care for a muddy surface. If today's racing surface comes up fast, this horse has every logical reason to run back to his 69 figure,

colt's last start (June 4) on this oval and on the main track, you can easily see that he was beaten 20 3/4 lengths at today's exact distance and class level. That's not very encouraging. He earned a pitiful 29 Beyer Speed Figure that day. In fact, all of his starts on the main track in 2003 have been awful, and he's yet to regain his sharper main-track form displayed last year in Florida. You could argue that his trainer, Harry Thompson, has a positive turf-to-dirt trainer percentage (25%), but all indications are that Blushing Judith may be better suited to the turf than dirt. He is certainly a risky proposition at low odds based on his poor Beyer Speed Figures on the main track.

Successful Beyer Speed Figure bettors are those who remain flexible when evaluating current numbers and are able to adjust to changing track conditions, trainer placement or intent, post position, workout tabs, pace and the addition of medication (Lasix). Beyer Speed Figures are a tremendous and reliable gauge of a horse's true ability. They're not, however, a neat, mechanical numerical system for pointing out magical winners, which many people interpret to be. I don't believe such a numerical system exists. You must be aware of the many factors that contribute to a horse running differently today, and learn to capitalize on when the betting public is overlooking some of the obvious contenders.



Andrew Beyer has remained the most important personality in Thoroughbred handicapping for two decades. His *Picking Winners*, published in 1975, altered the practice of speed handicapping and the composition of speed-figure charts for all times.

The numbers have evolved as staple items in *Daily Racing Form's* past performances as Beyer Speed Figures, thereby assuring Beyer a cultural niche in the sport's history. Author, columnist and relentless bettor, Beyer assures anyone who asks that his enthusiasm for the great game of handicapping has never dulled. His *Washington Post* columns, which also appear in *Daily Racing Form*, not only reflect that enthusiasm, but also consistently treat the season's topics and issues with a handicapper's shine.

Beyer's routine still includes the daily cards at Gulfstream Park in Florida during winter, and other racetracks anytime from the den of his home. He lives with his wife, Susan, in Washington, D.C.

7 Distant Dibo		B. S.		Life		D.F.st	
Own: Pond View Stable & Candlin John		Sire: Star Ballant (My Gattini) \$2,800		2004 7 0 0 1 \$17,290 80		11 2 0 1 \$17,522 80	
Brown And Beige Diamonds, Brown Sleeves, \$20,000		Dam: Distant Mont (Timiga)		2003 6 2 0 0 \$11,582 60		Wet(355) 2 0 0 0 \$1,250 71	
CARR D (15 2 1 1 0) 2004 (186 13 88)		Tr: Pond View Stud Farm South Inc. (NY)		Sar 1 0 0 0 \$0 39		Turf(150) 0 0 0 0 \$0 -	
		Candlin John (11 9 0 0) 2004 (58 3 34)				Dst(205) 11 2 0 1 \$17,186 80	
24Jun04-25ar	5f 6f	223	47	59	1:11 3/4	Cim	2000
14Jul04-38at	5f 6f	224	461	580	1:11 3/4	Cim	1500 (175-15)
15Aug04-7aau	5f 6f	222	452	536	1:11 3/4	Alw	4500N2x
19Sep04-7aau	5f 6f	22	451	573	1:09 3/4	Alw	4500N2x
13Mar04-3aau	gd 7f	231	464	1:12 1/2	1:24 4/4	Alw	4500N2x
23Feb04-8aau	5f 6f	223	454	574	1:10 4/4	Alw	4300N2x
3Feb04-5aau	5f 6f	221	453	584	1:12 4/4	Alw	4300N2x
22Dec03-4aau	5f 6f	232	472	594	1:12 3/4	Alw	4500N2x
8Dec03-5aau	5f 6f	234	464	59	1:14 3/4	Alw	4500N2x
Previously trained by Armstrong Bryan R							
23Jul03-9fl	5f 6f	223	453	581	1:14 3/4	Alw	3700N2x
25Jun03-9fl	5f 6f	222	461	584	1:12 3/4	Alw	3500N2x
10Jun03-3fl	5f 6f	222	453	583	1:12 3/4	Md Sp	Wt 9k
WORKS: Jly9 Aq 3f st: 382 B 3/5 Jun28 Aq 4f st: 491 B 3/8 Jun2 Aq 4f st: 484 B 3/26							
TRAINER: Dnt(99 .06 \$2.51) Sprint(81 .06 \$1.26) Claim(12 .17 \$1.19)							

L 116		B. S. (Mar)		Life		D.F.st	
Sire: Star Ballant (My Gattini) \$2,800		Sire: Stok (Lade Hunter) \$1,500		2004 5 1 0 0 \$5,107 61		8 0 1 2 \$8,135 62	
Dam: Distant Mont (Timiga)		Dam: Velesta (Blushing John)		2003 7 1 1 2 \$14,785 62		Wet(285) 2 1 0 0 \$6,300 51	
Tr: Pond View Stud Farm South Inc. (NY)		Tr: Harvey Tenenbaum (Det-C)		Deel 1 0 0 0 \$250 27		Dst(280) 3 0 0 1 \$2,175 62	
Candlin John (11 9 0 0) 2004 (58 3 34)		Tr: Thompson Harry F Jr (7 1 2 1 .14) 2004 (504 127 21)					
L 117 b	38.00	68	14	Milky Bar(122) Chff Notes(119) Who's Talking(204)	Wide move, tired 6		
L 115	16.70	78	17	Milky Bar(153) Concorde Light(176) Sykes Alive(176)	3 wide, stubbornly 6		
L 122	78.00	74	25	Magic And Be(122) Value Line(24) Diplomats(122)	Vied inside, tired 8		
L 122	87.00	74	17	Compelling World(226) Diplomatic(122) As Wick(24)	Chased inside, tired 10		
L 118	22.70	65	29	Cozy Dance(118) Affair In The Air(118) Salute Him(120)	Vied outside, tired 6		
L 118	42.50	81	13	CumCnngm(129) Blt Th(1) Tny(189) Rango(118)	Chased inside, tired 10		
L 118	72.00	65	18	SurikE Th(23) Brocco Bob(29) Distant Dibo(18)	Chased 3 wide, no bid 7		
L 118 f	72.25	70	18	Love Less(18) Online Intime(119) Coast To Coast(118)	Pressed, weakened 8		
L 118 f	100.00	74	15	Wonderful Prospect(121) Milk Th(1) Grk(109) SigBrr(12)	Between rails, tired 11		
L 114	60.00	74	18	Here's The Pitch(119) Grnanhear(118) Makes More Sense(121)	Weakened 7		
L 118	12.30	79	18	Distant Dibo(18) Watrak Rich Brass(19) Freaky(119)	Driving 10		
L 118	4.90	78	16	Distant Dibo(18) Buddy O' Mine(17) Joe Pebo(23)	Driving 7		

7 Blushing Judith		B. S. (Mar)		Life		D.F.st		
Own: Rizzi Emil C & Joseph M		Sire: Stok (Lade Hunter) \$1,500		2004 5 1 0 0 \$5,107 61		8 0 1 2 \$8,135 62		
White, Black Multiple Hoops, White Band \$8,000		Dam: Velesta (Blushing John)		2003 7 1 1 2 \$14,785 62		Wet(285) 2 1 0 0 \$6,300 51		
ROSE J (438 75 67 50 17) 2004 (183 196 29)		Tr: Harvey Tenenbaum (Det-C)		Deel 1 0 0 0 \$250 27		Dst(280) 3 0 0 1 \$2,175 62		
		Tr: Thompson Harry F Jr (7 1 2 1 .14) 2004 (504 127 21)						
25Jul04-2Pen	fm 5f	223	454	574	3/4	Cim	1000 (8-9)N3L	
13Jul04-2Pen	fm 5f	224	454	573	3/4	Cim	1000 (8-9)N2L	
Previously trained by Calisti Edward J Jr								
4Aug04-3Del	5f 6f	223	462	59	1:11 1/4	Cim	800 (8-7)	
14Sep04-4Pha	gd 7f	222	453	1:12 1/2	1:25	Cim	1000N2L	
5May04-9Pha	5f 6f	221	453	58	1:12	Cim	1500	
Previously trained by Catanes Joseph C III								
5Oct03-7Crc	5f 5f	221	464	1:00	1:07	Cim	2500 (25-23)	
17Sep03-8Crc	5f 7f	223	462	1:12	1:29	Cim	2500 (25-23)	
5Aug03-7Crc	5f 6f	221	462	589	1:12	Cim	2500 (25-23)	
17Jul03-5Crc	5f 5f	239	481	1:01	1:08	Cim	c. (25-23)	
Claimed from Tenenbaum Harvey for \$25,000, Ganet Julian Trainer 2001 (as of 07/17) - (174 25 27 23 0.4)								
23Jun01-11Crc	5f 5f	223	461	1:01	1:04	Md	2500 (25-25)	
WORKS: Aug Pen 3f st: 37 B 5/16 Jun22 Pha 4f st: 501 B 25/34 May31 Pha 3f st: 35 B 1/8								
TRAINER: Turf(Drt(48 25 \$1.83) Dnt(1399 21 \$1.82) Sprint(1000 21 \$1.99) Claim(183 21 \$1.87)								

L 119		B. S. (Mar)		Life		D.F.st	
Sire: Stok (Lade Hunter) \$1,500		Sire: Stok (Lade Hunter) \$1,500		2004 5 1 0 0 \$5,107 61		8 0 1 2 \$8,135 62	
Dam: Velesta (Blushing John)		Dam: Velesta (Blushing John)		2003 7 1 1 2 \$14,785 62		Wet(285) 2 1 0 0 \$6,300 51	
Tr: Harvey Tenenbaum (Det-C)		Tr: Harvey Tenenbaum (Det-C)		Deel 1 0 0 0 \$250 27		Dst(280) 3 0 0 1 \$2,175 62	
Candlin John (11 9 0 0) 2004 (58 3 34)		Tr: Thompson Harry F Jr (7 1 2 1 .14) 2004 (504 127 21)					
L 116 b	5.40	84	14	ShkThwnty(16) Dry Grlch(17) Smt's Sh(28) S(127)	4 wide, flattened out 12		
L 116 b	16.00	89	11	Blushing Judith(16) Katalik(10) Brusier(11)	Rail, driving 12		
L 118 b	14.70	63	10	Freddie Freeloader(14) Mister Mal(18) Sward Nobleman(20)	Evenly 7		
L 120 b	5.00	47	20	Gold Eagle(20) The Coach Is Talkin(20) Discant(20)	Tired 10		
L 120 b	5.70	63	17	Swell Venture(20) Link Power(20) Rich Desire(22)	No threat 9		
L 115 b	4.80	81	15	Forgotten Here(18) Bernie B(15) Nautical Noah(18)	3 wide, no rally 7		
L 115 b	3.90	80	10	Leo's Kyo(15) Powder Key(15) Mistr Timmy(18)	Bobbled, bumped start 9		
L 118 b	2.60	78	15	The Judge's Wh(18) Schoodie(15) Blushing Judith(18)	Not enough late 10		
L 118 b	1.60	82	15	Mister Timmy(15) Blushing Judith(18) Mite G(11)	3 wide, outfinished 7		
L 118 b	1.40	79	20	Blushing Judith(18) Stpm's Cool(18) Brk(18) Cin M(18)	3 wide, drew clear 10		

Past Performances for display purpose only.

To learn more about Beyer Speed Figures
Check out Joe Cardello's Speed to Spare Call 1-800-800-FORM \$14.95 + s & H

SPEED TO SPARE
 BEYER SPEED FIGURES
 DISCOVERED

DRE PRESS
 A DIVISION OF DRE PRESS

JOE CARDELLO
 AUTHOR

★ DRF EXCLUSIVE ★

TOMLINSON RATINGS

By Lee Tomlinson

Every horse whose sire and maternal grandsire have had a meaningful sample of offspring is assigned two Tomlinson Ratings – one that assesses the horse’s likely aptitude for grass and one that does the same thing for muddy or sloppy tracks. These ratings, which have been updated historically twice a year and will now be updated quarterly, are derived from an analysis of tens of thousands of race results on turf courses or wet tracks. The ratings, which appear next to the “Turf” and “Wet” headings in each horse’s career box, can range from 0 (totally unsuccessful) to 480 (spectacularly successful.) A dash (–) means that the horse’s sire has had an insufficient number of runners to create a rating.

Runners whose sire and/or damsire have relatively small samples (fewer than 80 runners), are listed with an asterisk (*) following the rating. Experience has led me to believe that small samples must be looked upon with a cautious eye. In fact, I would be inclined to favor a solid rating of, let’s say, 380 over a rating of 400* which has an asterisk attached.

Once a runner has raced more than 3 times on the same surface he faces today, he has most likely given you an indication of whether he likes it or not.

The key in any particular race is not so much who has the highest rating overall, but rather the difference, or margin, that separates the contenders, providing the runner with the highest rating “merits further consideration”.

I am frequently asked what “margin” do I consider to be substantial. Generally speaking my confidence level goes up a notch when the margin in question is 40 points or more on

mud/slop, and 30 points or more on turf. There are times when three or four first-time starters have ratings which are perhaps 20 points apart (let’s say 300, 310, 315, 320). Because of other considerations (trainer, workouts, etc.) I might very well not favor the one with the highest rating. Remember that this is a handicapping tool, not gospel.

Look as these ratings as you would a baseball player’s batting average. The higher the average the greater the probability of getting a hit. However, he won’t get a hit every time

up. In fact, ballplayers with a low batting average will frequently outhit the higher average player in a given game but not over the course of the season.

Don’t overlook these less-obvious uses for “Mudders & Turfers”:

- 1) An import from Europe is making his first start on DIRT after compiling a good, but not great, record on the grass. If upon closer look, the horse’s turf rating is average at best, this runner might just be better suited for dirt racing than turf racing.
- 2) A young horse is making his second lifetime start. In his debut he was fairly well bet but did not run particularly well. However, that race was run on a “sloppy” or “muddy” track and the Tomlinson mud/slop rating was not that good. If today’s race, however is on a fast track, you should definitely give him the benefit of the doubt and another chance to prove his ability.
- 3) On the other side of the coin, if a young horse is coming off a great effort on an “off” track, and today’s race is on a “fast” track, you might just want to check his mud/slop rating. If, indeed, that rating is a high one, you might want to deduct some points from the last performance, especially if he was not well backed on the tote board.

Once a runner has raced more than 3 times on the same surface he faces today, he has most likely given you an indication of whether he likes it or not.

MUDDERS

Mud Rating of 320 +
Merits further consideration as a horse who could run particularly well over a wet track.



TURFERS

Turf Rating of 280 +
Merits further consideration as a horse who could run particularly well over the grass.



If properly utilized these ratings will prove to be extremely useful especially in the following races

- a) Most maiden races.
- b) Most 2-year-old races.
- c) Races switched to a main track listed as “sloppy” or “muddy”.
- d) With horses trying mud, slop, or turf for the first, second or third time.

Tomlinson Ratings, in career box

	Life	25	5	4	6	\$186,397	100	D.Fst	19	3	4	4	\$117,670	96
2004	5	0	1	1		\$14,440	96	Wet (400)	3	2	0	1	\$54,777	100
2003	12	3	1	3		\$135,540	100	Turf (320)	3	0	0	1	\$13,950	89
Bel	3	1	0	1		\$44,700	96	Dist (220)	7	3	1	0	\$55,384	91



Lee Tomlinson has had a tremendous impact on the practice of handicapping with the publication of his sire ratings for mud, turf and distance. Originally marketed as “Mudders and Turfers,” and now commingled with the distance factor as “Tomlinson’s Comprehensive Pedigree Guide,” the ratings have proved remarkably reliable, notably for first and second starters on the grass. Tomlinson’s turf ratings, in fact, may represent the modern player’s greatest source of conspicuous overlays.

The Tomlinson ratings currently cover as many as 11,000 sires. Regarding distance, the object is to indicate whether young Thoroughbreds should be better suited to running short, intermediate or longer distances, important data when horses stretch out from sprints to routes.

Following many successful years in investment banking, Tomlinson vacated a Wall Street vice-presidency in 1995 to devote his time to family, friends and Thoroughbred racing. Introduced to the sport by his father at 14, Tomlinson owned a racehorse in partnership with three others in 1979, beginning a long friendship with New York trainer Bob Dunham. Tomlinson is presently a part owner of two horses with Dunham on the New York Racing Association circuit. Tomlinson and his wife, Jackie, have two daughters.

TOMLINSON DISTANCE RATINGS

Daily Racing Form has added the Tomlinson Distance Ratings to the career box above each horse’s past performances. These ratings, based on a statistical analysis of the performance of other Thoroughbreds with the same pedigree influences, may prove helpful in predicting a Thoroughbred’s ability to handle the distance of today’s race.

The new ratings, that appears in parentheses after the abbreviation “Dist” in the career box, are similar to the Tomlinson wet-track and turf ratings which already appear in the box. Ratings range from 0 to 480, with a rating of around 320 considered average. A rating followed by an asterisk means the rating is based on a small data sample, usually because a sire or dam sire has had a limited number of runners.

Unlike the other Tomlinson ratings, the Distance Ratings are keyed to the distance of the race in which the horse is entered in today. Races fall into one of four categories: six furlongs or shorter; over six furlongs but less than a mile; a mile or over but less than a mile and a quarter; and a mile and a quarter and over. Each horse has a rating, revised quarterly, in each category and the one that appears today is determined by the distance of today’s race.

These ratings might prove especially useful when handicapping younger horses with a limited number of starts at the distance in question.

Here are two examples of “question mark” situations where the ratings should provide considerable help.

- A field of eight maiden two year olds going five furlongs (5f), most making their racing debut. Which ones are bred for speed? Perhaps one has a pedigree that shouts, “I’m a speedball and sprinting is my game!” The distance ratings will help you determine each runner’s probability of success.
- You are looking at a field of three-year-olds scheduled to go a mile and a quarter...perhaps the Kentucky Derby or the Travers Stakes. While several entrants have gone a mile and an eighth, none has ever crossed that imaginary barrier and raced at a longer distance. A look at the ratings might give you a clue as to which of today’s contestants has the pedigree to get the mile and a quarter distance.

10 SIMPLE ANGLES

Here are 10 simple (but sly) angles that should lead to immediate results at the betting windows.

1

24Jun04-5WO fst 5f :22 :46 :59³ @Md Sp
WORKS: Jun5 Fai 5f fst 1:02² B 1/3 May29 Fai 4f fst :49³ B
TRAINER: 1stW/Trn(29 .10 \$0.53) +180Days(8 .25 \$4.58)

2

@Md Sp Wt 18k	21	7	8	913	916	816
@Md Sp Wt 18k	31	10	10	99 ³	810	710
@Md Sp Wt 18k	18	9	9	912	913	912
@Md Sp Wt 18k	29	4	4	34	37	38
@Md Sp Wt 18k	14	9	9	97 ³	87 ¹	512

3

23Mar04-1Pna 1st 6f :22 :46¹ :59³ 1:12¹ 4
 11Mar04-9Pha 1st 6f :22³ :47 1:00³ 1:13⁴ 4
 18Feb04-4Pha 1st 5f :22⁴ :46³ :59² 4
TRAINER: 1stClaim(38 .26 \$2.98) 1stBlink(3 .33)

4

1	\$39,570	84	D.Fst	5	1	1	1
1	\$39,570	84	Wet(382)	0	0	0	0
0	\$0	-	Turf(266)	0	0	0	0
0	\$0	-	Dist	1	0	0	0

5

Life	24	10	3	3	\$3,245,370	118
2000	9	5	0	1	\$1,673,900	118
1999	9	3	1	1	\$1,349,400	111
Bel	10	5	2	1	\$1,603,500	17

6

18Jun04-4Del fst 1¹/₈ @ :49 1:14² 1:41 1:53² 3+ Mc
WORKS: May1 Pha 4f fst :50 B 15/24 Apr3 Pha 6f fst
TRAINER: Dirt/Turf(10 .40 \$8.02) Turf(21 .33 \$5.59)

7

WORKS: May27 WO 3f fst :34³ B 1/20 May21 WO 5f fst 1:01 H 2/35 May13 WO 5f fst 1:01² B 14/50 Mar31 WO 5f fst :58³ H
TRAINER: 31-60Days(31 .48 \$3.22) Dirt(260 .26 \$2.24) Sprint(208 .24 \$2.05) GrdStk(11 .27 \$1.22)

Instead of spending years and years trying to develop your own sweet little angles that will result in you becoming a winning player, we're going to give you a head start right now! There are dozens of angles to look for in *Daily Racing Form* PPs, but here are 10 simple (but sly) ones that should lead to immediate results at the betting windows. So start with these 10, utilize them today where they make sense, and have fun developing your own set of angles that work for you.

Angle Number 1 Fresh off the Bench

Some horses run well after an extended period of rest, and some trainers excel with this move, too, getting a horse ready to run one big effort after resting for an extended period of time. If a horse is running off of an extended rest (also known as a "lay-off," this is indicated in the DRF PPs by a thin line after his prior race or two thin lines if he's been resting for more than a year), this angle should be considered. Two ways to look for this angle: Take a look back at a horse's previous efforts running off of a layoff. Did he win or run better than he did in races when he had less rest? If so, then consider betting on him today. Take a look at the trainer angle section at the bottom of the PP. Does this trainer excel (a win percentage of 15 percent or more) with horses running off of layoffs? If that's the case, you may want to play this horse today.

Angle Number 2 Beyer Beware

Beyer Speed Figures are the gold standard in the industry. They are arguably the most reliable speed figures out there. To learn more about how to use them, see pages 4-5. But here's one quick tip. If a horse ever has a Triple Beyer Advantage, it makes good sense to take that horse seriously. A Triple Beyer Advantage is when a horse's last three Beyer Speed Figures are better than the last three Beyer Speed figures of anyone else in the race. This numerical superiority won't usually lead you to too many longshots, but it's a reliable indicator of horses who should tower over their competition. Although Beyer figures are a highly accurate measure of how fast a horse ran in past starts, it is important to remember that because of race conditions, level of competition and a variety of other factors, they're not a guarantee of how fast that horse will run today. However, one of the surest angles with Beyer Figures is using them to eliminate horses that are simply too slow to win. In a race with established form, if the contenders all regularly earn Beyer's in the 70s, a horse who has never cracked 40 can be safely eliminated because he is simply too slow to win. Often, in such races with well-established form, you will be able to eliminate much of the field, boiling the race down to the few true contenders.

Angle Number 3 Tender Loving Care

It's only logical that horses will show improvement on the racetrack when moved to a new trainer who conditions his or her horses in different and sometimes more effective ways than the trainer who previously conditioned the horse. *Daily Racing Form* offers two good ways to clue you in to this angle:

In claiming races, compare the winning percentage of the current trainer to the previous one. When a horse is claimed, DRF past performances will show you the winning percentages for the year for the last trainer and the new one. If the new trainer is having a considerably better year than the previous one (let's say the new trainer has 16 percent wins and the old one only had 5 percent wins), then you can upgrade the horse's chances with the new trainer.

The trainer stats at the bottom of each past performance give you crucial data about whether a new trainer succeeds with horses moving into his or her barn. The stat "1st Claim" tells you the winning percentage the first time the new trainer runs a horse after claiming him, for this year and all of last year. And "1st W/Trn" is a stat that tells you the winning percentage the first time the new trainer gets a new horse in his or her barn, for this year and all of last year. Any time you see a trainer in the 15 or 20 percent range with either of these stats, he or she is worth taking seriously.

Angle Number 4 His Father was a Mudder and his Mother was a Mudder!

The *Daily Racing Form* past performances contain a special set of ratings, the Tomlinson Mudder & Turfer Ratings. These ratings are based on a horse's breeding. One rating assesses a horse's likely aptitude for running on grass, while the other does the same thing for muddy or sloppy tracks (see pages 6-7 for more details about the Tomlinson ratings). So, let's say you're at the races and it's raining or it recently rained and the track is muddy or sloppy. It's time to employ the Tomlinson Mudders! If you see a horse who has never run on the mud and shows a Tomlinson Rating of 320 or higher, this horse could be the type who LOVES THE SLOP. This horse could be the type to relish the conditions, and run big at long odds. So if it's raining, consult the Tomlinson mud figures.

Angle Number 5 The Horse for the Course

Some horses just love certain racetracks and aren't nearly as successful elsewhere. A great example is Lemon Drop Kid, who won the Futurity at Belmont as a 2-year-old but never threatened in subsequent stakes races in Kentucky. When he returned home to Belmont he ran a huge race and won the Belmont Stakes at 29-1! Lemon Drop Kid was a horse for the course. He loved Belmont Park. *Daily Racing Form* provides crucial data in the career box, (which is located in the upper right hand corner of the past performances), to help you find horses for the course. In each career box, DRF includes the horse's record at the track and surface he is running on today. If you see a horse who shows a particularly strong record at today's track, take note because he may be a horse for the course.

Angle Number 6 The Surface Switch

Some horses excel going from turf to dirt, or vice versa. Why? Turf is sometimes a less jarring surface than dirt. Therefore, if a horse has been racing on turf while his competition has been slaving away on dirt, the turf horse who is back on the dirt might have an advantage. And some horses excel going from dirt to turf because they prefer the more forgiving nature of the grass. *Daily Racing Form* past performances offer a couple of great ways to play this angle: Look at the Tomlinson Turf ratings to see if a horse is well bred for the turf. If he has a Tomlinson rating of 280 or higher, and if he's never or rarely run on the turf before and is trying it today, consider betting on him. (note: to learn more about the Tomlinson ratings see page 6-7) The trainer stats below the past performances tell you if each trainer excels with the "Dirt/Turf" (that dirt to turf) or "Turf/Dirt" move. If a trainer wins 15 percent or better with such a move, it's a good bet that his horse is well meant in today's spot.

Angle Number 7 Bullets Blazing

Daily Racing Form displays up to six workouts underneath the past performance lines for any horse, and up to 12 workouts for a 1st-time starter. Those workout numbers compare the horse's morning training activities to other horses that are training at that track and distance. If the horse works faster than any other horse in the morning, and at least 4 horses worked at that distance, it gets a black "bullet" next to the workout to let you know that this was an especially fast workout.

Take note if a horse earned a bullet workout when he showed no previous history of fast workouts. The increased speed in the morning could translate to an increased turn of foot at the races.

Angle Number 8 Just What the Doctor Ordered

Whenever a horse adds the medication known as Lasix (furosemide) for the first time, the *Daily Racing Form* highlights this information with the white L in a black circle in the past performances. This information is highlighted because treatment with Lasix sometimes leads to a dramatically improved performance from a horse. The medication is prescribed when a horse has bled. Bleeding is a result of the rupturing of tiny blood vessels in the lungs, which is usually caused from overexertion in a horse's previous race. Below are four hints you can use when it comes to Lasix:

If you're looking for the big improvement with a horse running on Lasix for the first time, it's best if you see a solid workout since his last race. This indicates the horse may be training well on Lasix and should be ready to "pop" first time out on this medication.

Sometimes horses will show big improvement on Lasix when running on the medication for the second time. If the horse didn't show big improvement first time on the medication, second-time Lasix can be an interesting angle, too!

Always look at the DRF Trainer Stats at the bottom of each past performance to see if a trainer has a positive history with horses running First-Time Lasix. If they've won 15 to 20 percent or more with their horses adding Lasix for the first time, this is a very positive sign that the horse's performance should improve with the addition of Lasix.

Horses adding Lasix for the first time who are 2-3- or 4-years-olds, or are that age and coming over from Europe for the first time, are more likely to "pop" first time on Lasix than older horses.

Angle Number 9 The Well-Meant Baby

Betting 2-year-olds who have never raced before can be an inscrutable mystery, with little more to go on than workouts. But now, *Daily Racing Form* provides sales information on any horse that was sold at public auction. You can easily identify if any of these babies were particularly well regarded in the sales ring. If you see a horse that sold for \$150,000 when all of the other horses sold for chump change, there's a good chance he's a well-meant baby - a horse whose owners are looking to get immediate returns on their big investment. To find the sales data, just look at the top of each horse's past performance. If they were sold at public auction, it will list an abbreviation of the sale they were sold at in the middle at the top of each past performance. For example, KEESEP03 represents the Keeneland sale in September 2003, followed by the price the horse was sold for.

Angle Number 10 The Distance Specialist

Some horses just love certain distances. Others have the ability to handle tricky distances that many horses struggle with. For example, when you see a horse running a marathon distance of 1 1/2 miles, you should understand that 1 1/2 miles is a distance that many horses just can't handle. Fortunately, *Daily Racing Form* provides this crucial distance data in the career box, which is also located in the upper right hand corner of the past performances. This data helps you find horses that have previously excelled at tricky distances such as 1 1/2 miles. In each career box, DRF includes the horse's record at today's race distance. If you see a horse who shows a particularly strong record at the distance on that surface, take note - he may be a distance specialist.

		8				
		Life	2 M	0 0	\$690 34	D.F.
0	16	2004	2 M	0 0	\$690 34	We
		2003	0 M	0 0	\$0 -	Tur
		CD	1 0	0 0	\$690 34	Dis

		9	
Ch. c. 2	(Jan) KEESEP03	\$190,900	
Sire:	Afternoon Delites (Private Terms)	\$10,000	
Dam:	Berga (Jade Hunter)		
Br:	Allen E Paulson (Ky)		
Tr:	Leach William F (17 0 0 0 .00) 2001:(51 6 .12)		

		10			
10	D.Fst	8 5 1 1	\$258,300	110	
09	Wet(360)	0 0 0 0	\$0 -		
10	Tur(305)	0 0 0 0	\$0 -		
87	Dist	4 4 0 0	\$91,200	110	

Betting terms - what do they mean?

- Win** - You are a winner if your horse is the winner of the race.
- Place** - If your horse finishes first or second, you are a winner.
- Show** - If your horse finishes first, second, or third you are a winner.
- Across the Board** - If you want to bet one horse to win, place, and show, you may simplify the bet by telling the mutuel clerk that you wish to wager, for example, "\$2 across the board on No. 4." That's the same as asking for a \$2 win, \$2 place, and \$2 show on No. 4.
- Daily Double** - A wager calling for the selection of the winning horses in two designated races. Most racetracks offer a daily double on the first and second races. If you bet a "2-6" daily double, No. 2 must win the first race and No. 6 must win the second.
- Exacta (or Perfecta)** - A wager calling for a selection of the first and second horses in a race, in their exact order of finish. If you bet a "3-4" exacta, No. 3 must win and No. 4 must finish second.
- Top Wheel** - In exacta wagering, a bet that hooks up a horse the player thinks has the best chance to win a race with every other horse in the race. Let's say you think the No. 5 horse will win, and you want to be assured of having him on top in your exacta. You would then "wheel" the No. 5 with every other horse in the race, at a cost per wager of \$2. If there are five other horses in the race, "wheeling" your selection with all five will cost \$10.
- Bottom Wheel** - In exacta wagering, a bet that combines a horse the player thinks has the best chance to finish second with every other horse in the race.
- Trifecta (or Triple)** - You must select the first, second, and third horses in a race, in their exact order of finish.
- Pick Three** - You win by selecting the winners of three designated races. You can select more than one horse in each race, but the cost of your wager will increase proportionally. Also called the daily triple.
- Pick Six** - Not an easy task to select the winners of six consecutive races, but the payoff is usually very large depending on the number of bettors who can correctly select this winning combination.
- Coupled** - When two or more horses in a race belong to the same owner(s), they are said to be "coupled" and they run as one entry, comprising a single betting unit. (In other words, a bet on one horse of an entry is a bet on both.) Regardless of post position, their program numbers would be "1" and "1A", with the horse drawing the post position nearest the rail running as "1" and the outside horse of the two running as "1A." They will actually break from the post positions they draw at the time of entry. Even though they are listed as "1 and 1A" in the program, they may line up, for example, in stalls 3 and 9 in the starting gate.
- Even Money** - Odds of 1-1 on a horse where profit equals investment in a successful wager.
- Odds** - When a horse is 3-1 to win, it means that you will receive \$6 back for every \$2 wager, plus your initial wager. Thus a \$2 bet at 3-1 pays \$3 x 2 + \$2 (your original wager) for a total of \$8.
- Odds-On** - Sometimes, horses are bet so heavily that they return less than \$2 profit for each \$2 wagered. These are "odds-on" choices. For example, a horse that goes off at odds of 1-2 pays \$1 for each \$2 bet, plus your wager. Thus a \$2 bet at 1-2 returns \$1 + \$2 for a total of \$3. A winner at a payoff of under \$4 is "odds-on."
- Overlay** - A horse whose odds in the actual wagering are greater than you think they ought to be; in other words, a horse you think is being overlooked by the public. The opposite is an underlay.



HOW MUCH DO I WIN?	
Odds	\$2 Bet returns
1-10	\$2.20
1-5	\$2.40
2-5	\$2.80
1-2	\$3.00
3-5	\$3.20
4-5	\$3.60
1-1	\$4.00
6-5	\$4.40
7-5	\$4.80
3-2	\$5.00
8-5	\$5.20
9-5	\$5.00
2-1	\$6.00
5-2	\$7.00
3-1	\$8.00
7-2	\$9.00
4-1	\$10.00
9-2	\$11.00
5-1	\$12.00
6-1	\$14.00
7-1	\$16.00
8-1	\$18.00
9-1	\$20.00
10-1	\$22.00
12-1	\$26.00
15-1	\$32.00
20-1	\$42.00

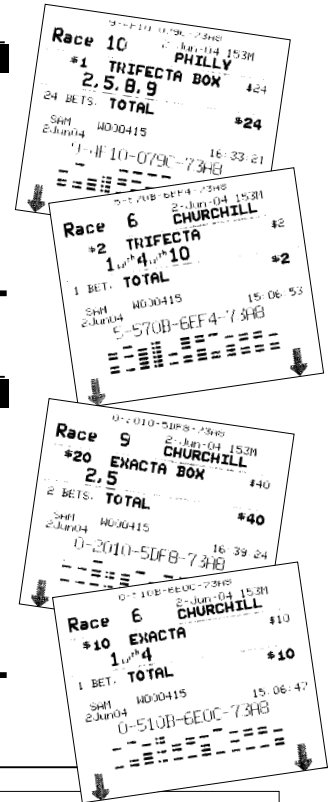
Betting exotics on a limited budget

EXACTA

Wager Amount	Type	Bet	Explanation	Cost
\$2.00	STRAIGHT	6-3	#6 must finish first and #3 second	\$2.00
Wager Amount	Type	Bet	Explanation	Cost
\$2.00	BOX	6-3	#6 and #3 can finish 6-3 or 3-6	\$4.00
Wager Amount	Type	Bet	Explanation	Cost
\$2.00	Partial Wheel	6 (1,2, 3)	#6 must win and either 1,2, or 3 must finish second	\$6.00

TRIFECTA

Wager Amount	Type	Bet	Explanation	Cost
\$2.00	STRAIGHT	1-2-3	#1 must win, #2 must place #3 must show	\$2.00
Wager Amount	Type	Bet	Explanation	Cost
\$2.00	BOX	1-2-3	#1,2,or 3 can finish in any order	\$12.00
Wager Amount	Type	Bet	Explanation	Cost
\$2.00	Partial Wheel	6 (1,2, 3)	#6 must win and 1,2 or 3 can finish in any order for place or show	\$12.00



PICK 3 STRATEGIES

	Race 3	Race 4	Race 5	Cost	
YOUR TOP SELECTIONS	7	5	3	\$2.00	} Covering other horses in each race
<i>but you also like</i>	9-6	1-3	4-2	\$18.00	
TICKET 2	7	1,3,5	2,3,4	\$18.00	
TICKET 3	6,7,9	5	2,3,4	\$18.00	
TICKET 4	6,7,9	1,3,5	3	\$18.00	

So if 7,5,3 win (your top selections) you win on all four tickets instead of 1

PICK 6 STRATEGIES

	Race 3	Race 4	Race 5	Race 6	Race 7	Race 8
YOUR TOP SELECTIONS	6	4	3	1	7	8
<i>but you also like</i>	—	—	4-2-6	—	5-6	1-3-5

Actual layouts will depend on how many potential singles there are among the top-rated contenders and how many logical back-up possibilities there are in each race, including the races with potential singles. At the bottom line all decisions must be funneled through the limitations of the player's bankroll.

Figure your ticket out before you go to the window

1	x	1	x	4	x	1	x	3	x	4	x	\$2	Total	\$96
Race 3		Race 4		Race 5		Race 6		Race 7		Race 8			(48 combinations)	
1	x	1	x	4	x	2	x	3	x	4	x	\$2	Total	\$192
Race 3		Race 4		Race 5		Race 6		Race 7		Race 8			(96 combinations)	

Example with 3 singles

Example with 2 singles (you like 2 horses in the 6th race instead of 1)

EXPLORE **UNPARALLELED ACCESS**

TO THE PAST PERFORMANCES OF HORSES

AND TRAINERS.

DISCOVER A **POWERFUL ADVANTAGE**

OVER THE HANDICAPPING COMPETITION.

THIS WILL CHANGE THE WAY YOU PLAY



FORMULATOR 4.0

THE BREAKTHROUGH

Visit www.drf.com for more details.

SECTION 3:

Weight: Weight the horse is carrying on his back. In this case, Beckon the King was carrying 116 pounds. Note: When a small number follows the weight, it indicates the apprentice allowance claimed. Apprentice riders are entitled to weight allowances of 3, 5, 7, or 10 pounds, based on experience and contract rules.

Medication: In this case, the L stands for Lasix, a commonly administered diuretic. Where state rules permit, horses may run on various medications. The letter "B" indicates the horse has been treated with the analgesic Butazolidin. Note: The "L" in reverse type in this space indicates the horse is running on Lasix for the first time, which some handicappers feel is a valuable angle.

Lifetime record: Indicates a horse's number of starts in his career (in this case, 17), followed by number of wins, number of second-place finishes, number of third-place finishes, and career earnings from all of those starts. Finally, this line concludes with the horse's career best Beyer Speed Figure - in this case, a 101.

Current year record: Indicates a horse's number of starts this year (in this case, 1), followed by number of wins, number of second-place finishes, number of third-place finishes, and year-to-date earnings from those starts. Finally, this line concludes with the horse's best Beyer Speed Figure for this year - in this case, a 97.

Last year record: Indicates a horse's number of starts last year (in this case, 5), followed by number of wins, number of second-place finishes, number of third-place finishes, and yearly earnings from those starts. Finally, this line concludes with the horse's best Beyer Speed Figure for last year - in this case, a 101.

Today's track/surface record: Indicates a horse's number of starts at the racetrack he is running on today, on the surface he is running on today (in this case, Beckon the King had run 3 times over the Gulfstream turf course-the race where DRF pulled this Past Performance from was indeed a turf race at Gulfstream), followed by number of wins, number of second-place finishes, number of third-place finishes, and career total earnings over this racetrack/this surface. Finally, this line concludes with the horse's best Beyer Speed Figure for this racetrack on the surface for this race - in this case, a 101.

Dirt fast track record: Indicates a horse's number of career starts on any dirt track rated "fast" (not a wet track) followed by number of wins, number of second-place finishes, number of third-place finishes, and career total earnings from those starts. Finally, this line concludes with the horse's career best Beyer Speed Figure over a fast dirt track - in this case, a 97.

Wet track record: Indicates a horse's number of career starts on any dirt track rated "wet" (this includes tracks rated muddy/sloppy/wet fast/good) followed by number of wins, number of second place finishes, number of third place finishes, and career total earnings from those start (s). Finally, this line concludes with the horse's career best Beyer Speed Figure over a wet track - in this case, there is none, as Beckon the King has never raced in the mud.

Tomlinson wet track rating: This number rates a horse's chances for success on a wet track, based on his breeding. When a horse's mud rating is 320 or higher, he merits further consideration as a horse who could perform particularly well over a wet racetrack. This number can be particularly helpful the first couple of times over a wet racetrack, before the horse's preference for the mud is known.

Turf record: Indicates a horse's number of career starts on the turf (grass), followed by number of wins, number of second-place finishes, number of third-place finishes, and career total earnings from those starts. Finally, this line concludes with the horse's career best Beyer Speed Figure over the turf - in this case, a 101.

Tomlinson turf rating: This number rates a horse's chances for success on the turf, based on his breeding. When a horse's turf rating is 280 or higher, he merits further consideration as a horse who could perform particularly well over a grass surface. This number can be particularly helpful the first couple of times over the turf, before the horse's preference for the turf is known. Note: In the case of Beckon the King, there is an asterisk next to his 300 turf rating. The asterisk means there has been a limited sample, in terms of offspring of the particular sire running over the surface in question.

Distance/surface record: Indicates a horse's number of career starts at this distance on this surface followed by number of wins, number of second-place finishes, number of third-place finishes, and career total earnings from those starts. Finally, this line concludes with the horse's career best Beyer Speed Figure at this distance on any turf course - in this case, a 100.

SECTION 4:

Date race was run: Beckon the King's most recent race was run on February 11, 2004.

Race number, track: Beckon the King's most recent race was the 6th race at GP - Gulfstream Park. A complete list of track abbreviations is published in the past performance section of most issues of *Daily Racing Form*, and is available at DRF.com. A (diamond symbol) preceding a track name denotes a racetrack outside the United States and Canada. Note: Many of Beckon the King's earlier races were in Europe, and the diamond symbol is evident in the bottom half of the past performance, as it is described in this section. Another note: The thin line beneath the date of Beckon the King's last race indicates that Beckon the King was "coming off of a layoff," meaning he had not raced within 45 days. A double line in this spot would indicate he had not raced in more than one year.

Track condition: fm: The turf was firm that day at Gulfstream. Turf condition abbreviations: hd (hard), fm (firm), gd (good), yl (yielding), sf (soft), and hy (heavy). Dirt condition abbreviations: fst (fast), wf (wet-fast), gd (good), sly (sloppy), my (muddy), sl (slow), hy (heavy), and fr (frozen).

Distance of race/surface: This race was 1 1/6 mile on the turf course. An asterisk (*) before the distance indicates it was an approximate, or "about," distance (*7f = about 7 furlongs). Many other distances are represented in Beckon the King's past performance. On July 4th, 2000, he raced at a mile; on May 28th he sprinted 7 furlongs; on November 28th, 2002, he raced a mile and one-eighth (9 furlongs).

Fractional times: Three fractional times in seconds are given for each race at all distances over 5 1/2 furlongs. In this 1 and one and one-sixteenth mile race, the first fraction :25 1/5 is the race leader's time after a quarter-mile; the second fraction :50 3/5 is the leader's time after a half-mile; the third fraction 1:14 2/5 is the leader's time after three-quarters of a mile. Note: The time after the second colon is in fifths of a second.

Final time: The winning horse stopped the teletimer in 1:43 1/5. This is always the time of the first horse to cross the finish line, even if the winner is disqualified from first position.

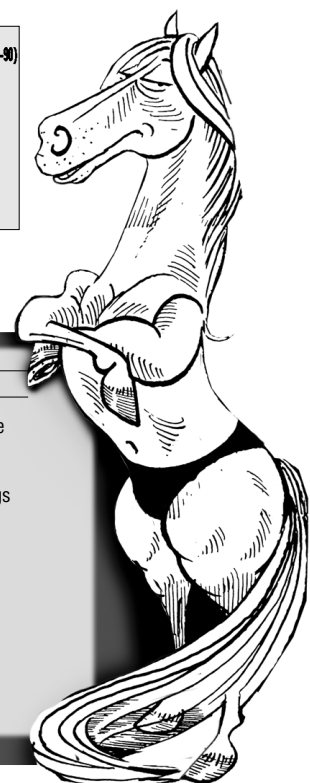
Starting position: Sometimes, turf races are started from a chute position, which, depending on the track in question, can affect the timing of the race. The + sign indicates that this race was started from an infield chute on Gulfstream Park's turf course.

Type of race: The 4 with an arrow next to it means the race is for horses age 4 or older. The "O Clm" means this was an "optional claiming race," a race in which the trainer/owner had the option of running the horse to be sold or not sold. The "100000" means the horse was entered for the claiming price of \$100,000, and the (100-90) means the conditions of the race included horses in the range of \$100,000 - \$90,000 range. Note: If the horse's trainer/owner had opted to NOT enter Beckon the King for a claiming price in this type of race, there would have been an "N" next to the "(100-90)" indicating "not entered for sale." There are numerous types of races in Beckon the King's past performance. His race at Churchill Downs on July 4 in the Firecracker Breeders' Cup Handicap was a "G2" - a Grade 2 stakes race. His race at Gulfstream in February of 2003 was a \$38,000 allowance race for "N3x," meaning non-winners of 3 races in his lifetime, other than maiden race, claiming race, or starter race. Finally, if you skim all the way down to the bottom of his past performance, you can see Beckon the King's win on May 29, 2003 in Ireland in a "Maiden 7100" race (not shown). A Maiden race is a race for horses who have never won before in their career, and 7100 is the monetary purse of the race in U.S. dollars.

Section 4

11Feb04-6GP fm 1 1/6 @ :251 :503 1:142 1:431 + 4+ OClm 100000 (100-90)
 4Jly03-9CD fm 1 @ :242 :472 1:104 1:35 3+ Firecrkr BCH-G2
 28May03-8Bel gd 7f @ :224 :453 1:093 1:213 3+ Jaipur-G3
 8May03-8Aqu fm 1 1/4 @ :232 :473 1:103 1:404 3+ Ft Marcy H-G3
 11Mar03-8GP fm 1 1/6 @ :232 :464 1:102 1:401 + 3+ Ft Laudr H-G3
 17Feb03-9GP fst 1 1/8 @ :242 :49 1:122 1:431 4+ Alw 38000N3X
 28Nov02-7Hol fm 1 1/6 @ :463 1:101 1:334 1:454 Hol Dby-G1
 Previously trained by Weld Dermot K

Note: Beckon the King's past performance was altered for illustrative purposes.



Section 3

Life	17	5	4	1	\$229,400	101	D.Fst	1	1	0	0	\$22,800	97
L 116	2004	1	0	0	\$5,330	97	Wet(312)	0	0	0	0	\$0	-
	2003	5	2	0	\$82,800	101	Turf(300*)	16	4	4	1	\$206,600	101
	GP @	3	2	0	\$185,330	101	Dist@	2	1	0	0	\$120,000	100

EQUIPMENT & MEDICATION

- b Blinkers
- f Front bandages
- B Butazolidin
- L Lasix (furosemide)
- r Bar shoe

TRACK CONDITIONS

DIRT TRACKS		TURF & STEEPLECHASE	
fst	Fast	hd	Hard
wf	Wet-Fast	fm	Firm
gd	Good	gd	Good
sly	Sloppy	yl	Yielding
my	Muddy	sf	Soft
sl	Slow	hy	Heavy
hy	Heavy		
fr	Frozen		

WORKOUT LINE

- = Best of day/distance
- B = Breezing
- D = Driving
- (d) = Worked around dogs
- E = Easily
- g = Worked from gate
- H = Handily
- tr.t = Training track
- TR = Training race
- 3/25 = Workout ranking
- (W) = Wood Chips

Section 5:

Beyer Speed Figure: Beckon the King earned a 97 Beyer Speed Figure in his February 11th race, and shows a career-best Beyer of 101 in his March 11th, 2003 race at Gulfstream (not shown). Beyer Speed Figures are available exclusively in *Daily Racing Form*. Every performance by every horse in North America is assigned a number which reflects the time of the race and the inherent speed of the track over which it was run, and permits easy comparison of efforts at different distances. A figure of 95 denotes exactly the same quality of performance whether it was earned at Santa Anita or Suffolk Downs. Note: Beyer Speed Figures are not available for races outside of North America; instead *Daily Racing Form* past performances carry Timeform ratings, a highly respected provider of performance ratings for European racing. Timeform ratings are on a different scale than Beyer ratings – in fact, they are ratings compiled by experienced writers – and should be utilized with this in mind. A fairly accurate formula to translate Timeform ratings into Beyer Speed Figures is Timeform rating minus 13. If you look at any of Beckon the King's European races at the beginning of his past performance (not shown), you'll see his Timeform ranking directly underneath the name of the track.

Section 5

97	3	1	3 1/2	31	32	31	Bailey J D	L 118
89	8	4 1/2	4 1/2	42	66	66	St. Julien M	L 113
88	8	7	7 1/2	68 1/2	97	88 1/2	Bailey J D	L 116
89	6	34	31	42	66 1/2	89	Castellano J J	L 116 b
101	2	6 3/4	4 1/2	5 1/2	3 1/2	12 1/2	Bailey J D	L 114 b
97	1	3 1/2	3 1/2	1 1/2	1 1/2	13 1/2	Bailey J D	L 117 b
71	10	9 1/4	6 1/2	6 1/2	12 1 1/2	12 1 1/2	Bailey J D	LB 122 b

Post position: 7. The horse left the starting gate from stall number 7. Post position can differ from official program number because of late scratches, horses coupled as a betting entry, or runners grouped in a mutuel field.

First call: 3. The horse's position immediately after leaving the starting gate or after a quarter-mile, depending on the distance of the race. The 3, in this case, indicates Beckon the King was third after a quarter-mile, and the superscript 1 indicates he trailed the lead horse by 1 length at that point in the race.

Second call: Another 3. Beckon the King was 3rd, 1 1/2 lengths behind the leader after a half-mile. Again, the large figure indicates the horse's running position, the smaller figure is the margin behind the leader. If the horse had been in front at this point the smaller figure would indicate the margin in front of the second horse.

Third call: Beckon the King, still running evenly in 3rd. The horse was 3rd, 1 length behind the leader after three-quarters of a mile.

Stretch call: Yet another 3. Beckon the King has now dropped two lengths behind the leader (indicated by the small 2), while still in third place. Note: The stretch call is always made one furlong (one-eighth of a mile) from the finish line.

Finish: Another 3 – Beckon the King finished third, with the small 1 indicating that he was one length behind the winner as the winner crossed the finish line. If Beckon the King had been the winner, the smaller figure would indicate the margin ahead of the second horse. A symbol \blacktriangleleft after the finish means the horse finished in a dead heat with one or more horses for that position.

Jockey: Bailey J D. This horse was ridden by Jerry Bailey on Feb 11th. Note: When a small number follows the jockey's name it indicates the apprentice allowance claimed. Apprentice riders are entitled to weight allowances of 3, 5, 7, or 10 pounds, based on experience and contract rules.

Medication: L. Where state rules permit, horses may run on various medications. L indicates a horse has been treated with the diuretic Lasix (generic name: furosemide); B indicates horse has been treated with the analgesic Butazolidin (generic name: phenylbutazone).

Weight carried: 118. The horse carried 118 pounds in this race. This is the weight of the rider and equipment (saddle, lead pads, etc.) and includes the apprentice allowance when an allowance is claimed.

Blinkers: If you look a few races down the PP, to Beckon the King's May 6th 2003 race, you'll see a small b next to the "weight carried" info. This small b indicates that Beckon the King wore blinkers in this race. Note: If there is a change in

equipment from the last start, "blinkers on" or "blinkers off" will be noted in the horse heading.

Equipment: Sometimes you'll also see other notations in the space where the blinkers notation is. Such as the letter "f," which indicates the horse wore front bandages on his legs. If the horse also wore blinkers, the letter b would appear after the f (fb). Another notation is the letter "r." The letter "r" indicates the horse wore bar shoes. A horse wears bar shoes to alleviate hoof problems.

Previous trainer statistics, off of a claim: The previous conditioner's year-to-date stats (starters, wins, and win percentage) will be included in the past performance after a horse has been claimed by a new trainer. Note: In the case of Beckon the King, he has never been claimed before, so there is no such statistic showing.

Section 6

Closing odds: *2.20. Beckon the King was \$2.20 to \$1 in the win pool. The * symbol preceding the odds indicates the horse was the betting favorite. The letter "e" following the odds means the horse was coupled in the betting (an entry) with one or more horse. The letter "T" in this position would indicate the horse was in the mutuel field. If Beckon the King had won, he would have paid \$6.40 for a \$2 win bet. Note: Payouts are calculated based upon a \$2 wager, i.e., \$2.20 x 2 + \$2 (wager returned) = \$6.40.

Speed rating, track variant: 78-18. The first number is the speed rating, a comparison of this horse's time with the best time at the distance at that track in the last three years, which is represented by the par value of 100. For each fifth of second slower than the best time, one point is deducted. Hence, if the best time is 1:10 and the horse in question had run the race in 1:10 and 4/5, the speed rating would be 96. The second figure (18) is the track variant, which shows how many points below par the times for all races at the distance on the same surface were that day. The lower the track variant, the faster the track, or the better the overall quality of competition was for that day. Note: The track variant process is one of the most sophisticated, complicated elements of a past performance. But as a simple tool, it can help the user to analyze whether an incredibly fast final time or fraction is really as impressive as

Section 6

*2.20	78-18	MdivilHro1181IvrsBqPcfu120m	BeckonThKng118 3 wide, edged for 2nd	7		
7.20	94-04	Conserve116m	Riviera1152 King Slayer1152	Stalked, flattened out	8	
*3.05	85-08	Cone Fishio114 1/2	Weatherbird1133 French Envoy113m	Trapped in traffic	12	
*2.15	90-01	Spindrift115 1/2	Middlesex Drive118m	Wised Up114 1/2	Wide trip, tired	9
*2.30	101-08	BeckonTheKing114 1/2	KettleWon1132 Missionary114 1/2	Angled out, up late	8	
*1.30	92-17	BeckonTheKing117 1/2	KnDoll117m	Throwbacktom117 1/2	Strong hand ride	6
5.50	81-07	SuperQuercus1222	Mnorr1223	FightingFIcon1221	Bobbled start, 4-wide	14

it seems.
First three horses at finish: The "company line" shows the horses which finished first, second, and third in the race, the weight each carried, and the margins separating each one from the next horse. If any of these horses was disqualified or finished in a dead heat, the symbol D for disqualified or DH for dead-heat would precede the horse's name. Note: In many cases, the top 3 horses names must be abbreviated to fit into the past performance. In the case of the February 11 race, this is the case, as the winner was Medieval Hero, the second place horse was Ivar's Big Peaceful, and the show horse was Beckon the King.

Next out winners italicized in company lines: If you look down to the July 4th, 2003 race, you'll see the name of the horse Riviera is italicized. Horses italicized in the company line returned to win their next start. Note: Horses printed in bold-face type in the company line are entered in today's race, too.

Comment line: A capsule description of the horse's performance written by the chart caller. Emphasis is placed on trouble encountered during the race and/or how he finished. If the horse won the race, the manner in which he won is indicated - driving, ridden out, handily or easily (in order of effort).

Number of starters: Simply the number of horses started in the race.

Section 7

Workouts: Horses work out in the morning to prepare for racing. The most recent workouts are found under each horse's past performances. Workouts list the date (Feb5), the track or training facility (In this case "Pay", which is Payson Park, a training center), the distance in furlongs (5f), track condition ("fst" means fast), time (1:05), comment ("B" means

breezing, which indicates the horse was not under strong urging, whereas "H" means "handily," indicating the horse was under urging from his rider during the workout) and ranking among the other horses who worked that day at that distance at that track (3/5). Up to six workouts are listed for horses that have previously raced and 12 for first-time starters. A bullet (•) indicates the fastest workout of the day at that track and distance. Note: Other abbreviations include "g" which indicates the horse worked from a starting gate, and "d" which shows the workout was around temporary cones or "dogs" placed out into the track to protect the inside paths. Times for these workouts are generally slower than other times at the same distance.

Comprehensive trainer statistics: There are 34 trainer statistics that DRF is tracking, covering every trainer's record over this year and last year in a variety of situations. Up to 6 of these categories will show up under the bottom PP, depending on the number of applicable statistics. Each trainer stat will list:

- the number of Starts for the trainer in this category,
 - the win percentage for the trainer in this category
 - and the \$2.00 Return On Investment for the trainer in this category.
- In the case of Beckon the King, there are only 2 relevant stats - his trainer's record on the turf, (423 starters, 23% winners, with a return of \$1.61 for every \$2 wagered), and his record in allowance races (324 .25 \$1.63)
- The categories displayed will be culled from the list of 29, in descending order, based on having at least one start in the category. In other words, if the trainer has had no starts in a given category, DRF will move onto the next stat until it finds as many as six relevant stats. In addition, DRF will ignore the statistical categories that are irrelevant to race conditions (such as first time off the claim, if the horse has not been claimed.)

A complete list of 34 comprehensive trainer stats appears on page 3.

SYMBOLS & ABBREVIATIONS

- 3↑ Race for 3-year-olds and up
- 4 Race for 4-year-olds
- 4↑ Race for 4-year-olds and up
- ◆ Foreign race (outside of U.S. and Canada)
- Ⓢ Race for state-breds only
- Ⓡ Restricted race for horses who meet certain conditions
- ⓕ Race for fillies, or fillies and mares
- Ⓣ Main turf course
- Ⓣ Inner turf course
- ⊗ Race originally scheduled for turf but contested on the main track, typically due to rain
- ◻ Inner dirt track
- ⓓ Disqualified (symbol located next to odds and in company line, if horse is among first three finishers)
- ⓓH Dead Heat (symbol located in company line if horses are among first three finishers)
- ⓓ Dead Heat (symbol used next to finish position)
- Bullet denoting best workout of day at the distance at the track
- * About distance
- + Start from turf chute

Section 7

WORKS: Feb5 Pay 5f fst 1:05 B 3/5 Jan29 Pay 5f fst 1:04 B 4/16 ● Jan21 Pay 5f fst 1:03 B 1/18 Jan16 Pay 4f fst :52 B 14/24 Jan10 Pay 3f fst :39 B 6/16
TRAINER: Turf(423 .23 \$1.61) Aw(324 .25 \$1.63)